



# 2023 Graduating Students' Survey

# 2023 Survey of Graduating Students

## INTRODUCTION:

The 2023 Survey of Graduating Students gathers information on students' satisfaction with their educational experiences. NNMC adopted the survey when it joined the Council of University Presidents (CUP) in 2012.

Prior surveys are available on Northern's Institutional Research survey website:

<https://nnmc.edu/home/academics/office-of-the-provost/office-of-institutional-research/institutional-research-annual-surveys/>.

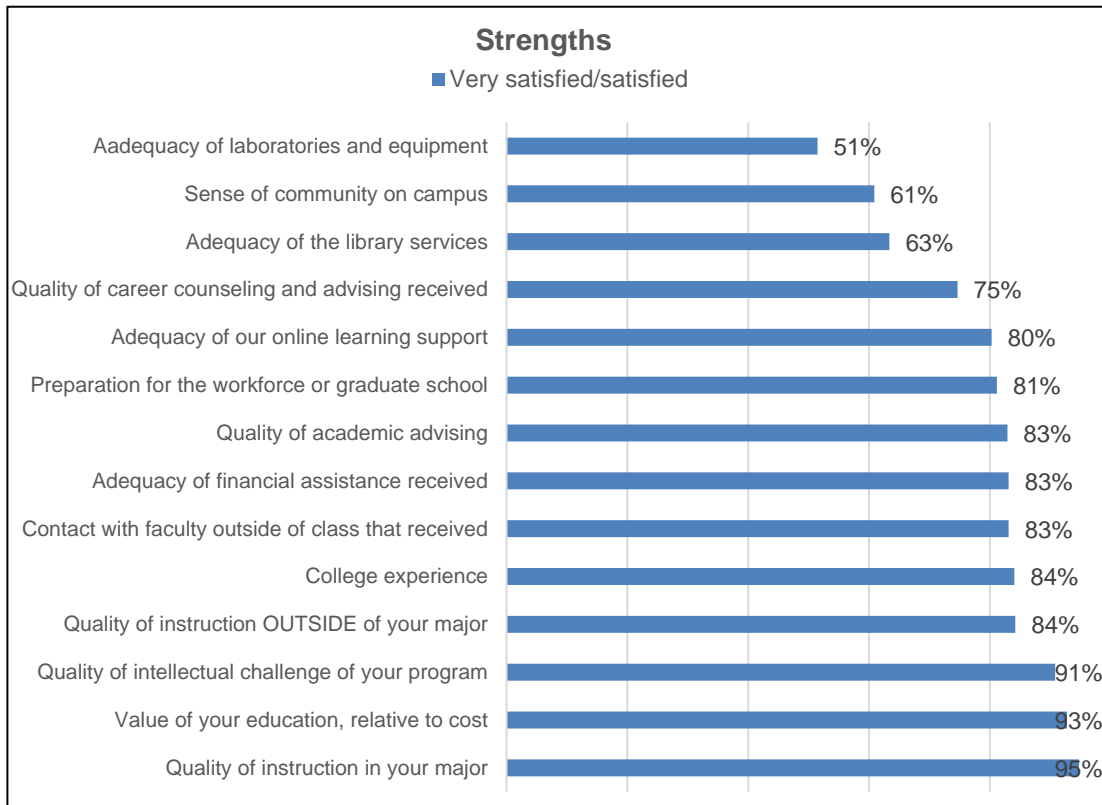
This survey was administered via SurveyMonkey to all graduating students. A total of 222 students received the survey by email between May 1, 2023, and May 17, 2023. Seventy-six students responded giving a 34% response rate.

## The results are as follows:

Students provided responses regarding their satisfaction with various services provided by Northern. Very Satisfied and Satisfied options were grouped as Strengths and Dissatisfied and Very Dissatisfied were grouped as Areas of Improvement.

## Strengths:

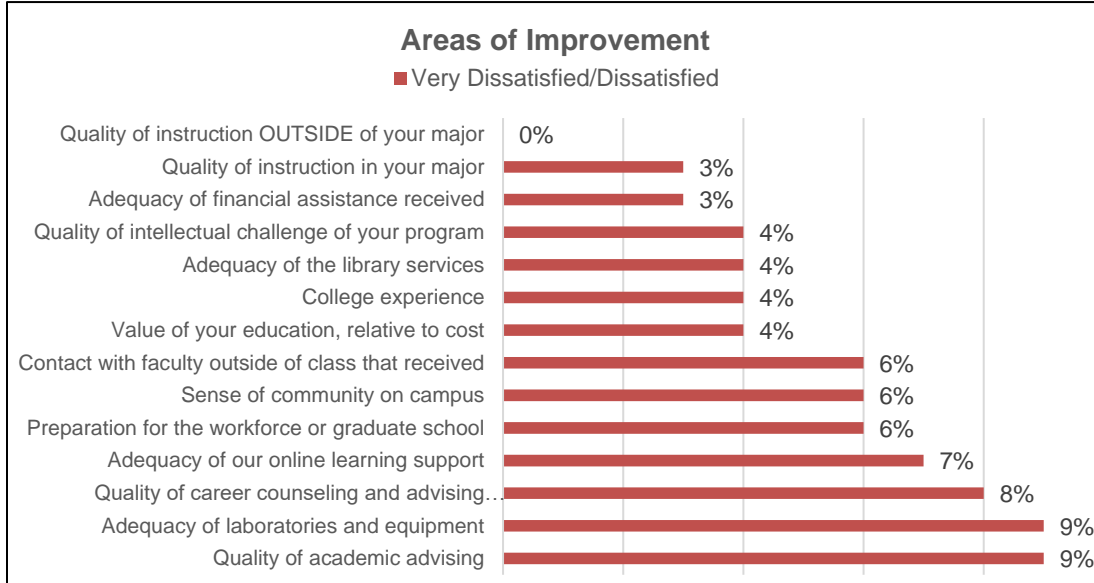
Quality of instruction in your major (95%), Value of your education, relative to cost (93%), Quality of intellectual challenge of your program (91%), Quality of instruction OUTSIDE of your major (84%), and College experience (84%) were the top five responses



## Areas of Improvement:

Quality of academic advising (9%), Adequacy of laboratories and equipment (9%), Quality of career counseling and advising received (8%), Adequacy of our online learning support (7%), and Preparation for the workforce or graduate school (6%) were the top five major areas of improvement.

# 2023 Survey of Graduating Students



## STUDENT INFORMATION

### **Program Area of Study**

Fifty-seven (57) students responded to the question asked for the Award they received. Forty-two percent (42%) indicated they received a Bachelor's degree, thirty percent (30%) an associate's degree, and twenty-five (25%) a certificate (including Alternative Licensure), and three percent (3%) unspecified.

Out of these 57 students who responded to this question, twenty-one percent (21%) were from Business Administration department, twenty-five percent (25%) were from Teacher Education, nine percent (9%) were from Biology, Chemistry and ES, Eighteen percent (18%) were from Arts & Human Sciences, five percent (5%) were from Nursing and HS, nine percent (9%) were from Engineering and Tech, three percent were (3%) from Language and Letters, and eleven percent (11%) were unspecified.

### **Attend to Northern New Mexico College again?**

Out of fifty-seven responded to this question, eighty-nine percent (89%) responded that they would attend NNMC again, and eleven percent (11%) responded that they would not attend.

### **Choose the same major.**

Out of these 57 students, seventy-nine (79%) would choose the same major, and the rest would choose different majors.

### **What is next?**

**Graduate School:** Out of 18 who would like to go the graduate school, twenty-eight (28%) indicated they would go to Northern New Mexico College, twenty-two percent (22%) indicated the University of New Mexico, eleven percent (11%) indicated Northern New Mexico for BA, and rest to other universities.

**Seek Job:** The top three places where graduates look for a job were: Los Alamos National Lab (13%), Chama Schools (7%), and Espanola Public Schools (7%)

**Already have a job in the same field:** Twenty-two students selected this option. The top two places where students have a job already were: Los Alamos National Lab (36%), and Working at Schools (27%).

**Teacher (K-12):** 12 students selected they would look for a job as Teacher (K-12) around NNMC.

**Another field:** Two students responded that they would look for a job in another field different than that they graduated from.

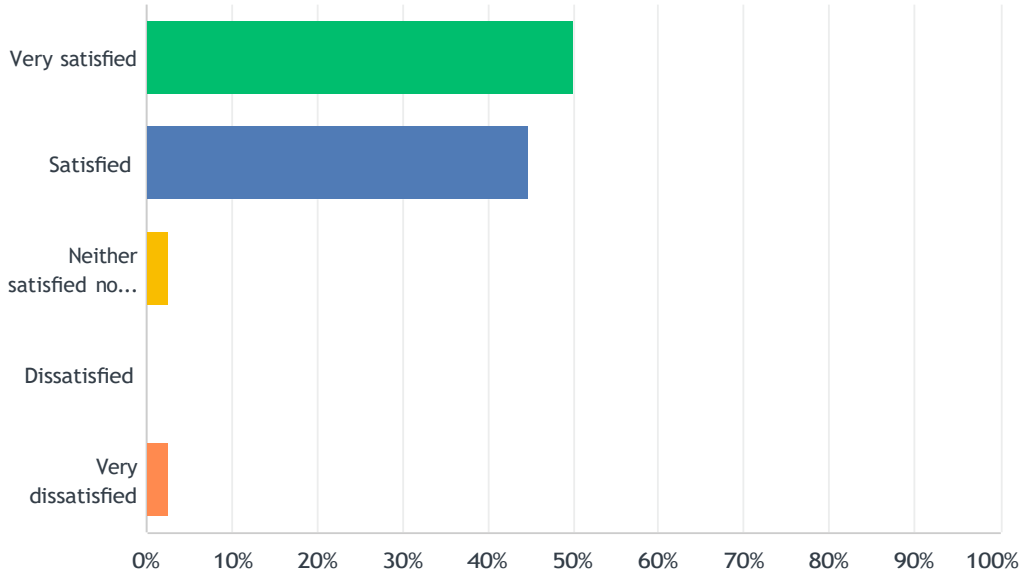
### **Stay in New Mexico after graduation?**

Out of 56 students who responded to this question, 93% indicated they would stay in New Mexico College and the rest would not.

# 2023 Survey of Graduating Students

## Q1 Please rate your satisfaction with the quality of instruction in your major

Answered: 76 Skipped: 0

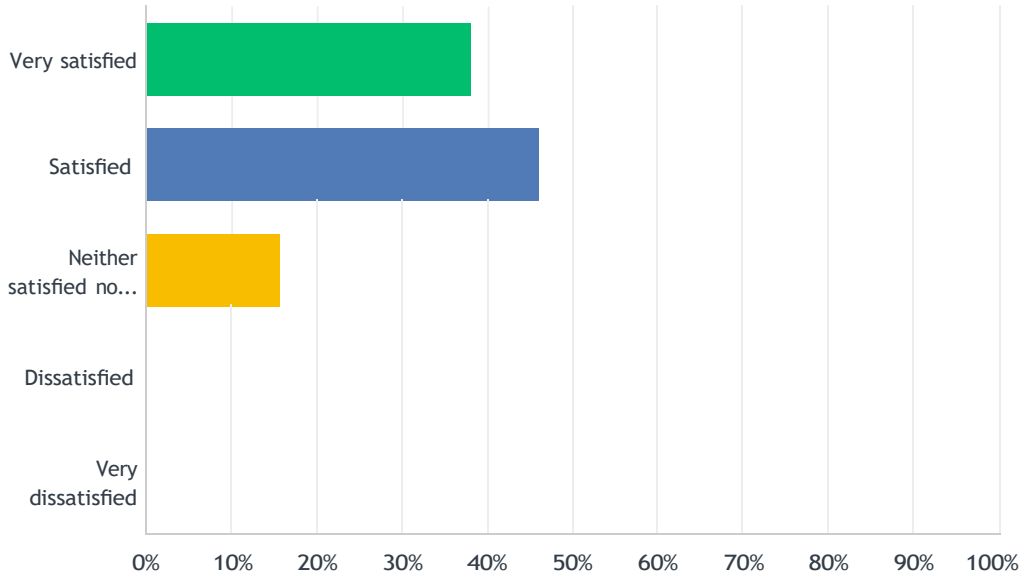


ANSWER CHOICES	RESPONSES	
Very satisfied	50.00%	38
Satisfied	44.74%	34
Neither satisfied nor dissatisfied	2.63%	2
Dissatisfied	0.00%	0
Very dissatisfied	2.63%	2
<b>TOTAL</b>		<b>76</b>

# 2023 Survey of Graduating Students

## Q2 Please rate your satisfaction with NNMC quality of instruction OUTSIDE of your major

Answered: 76 Skipped: 0

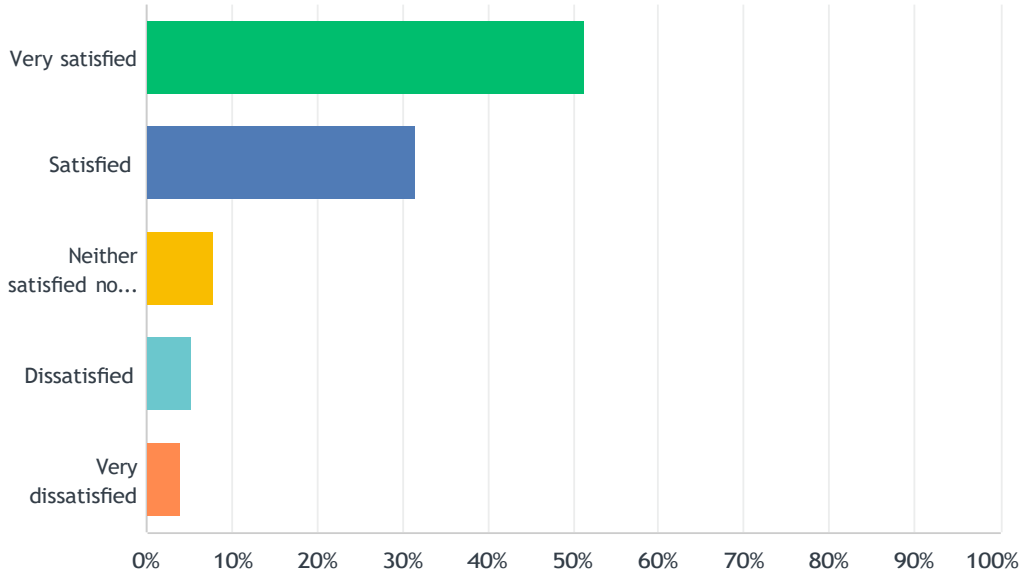


ANSWER CHOICES	RESPONSES	
Very satisfied	38.16%	29
Satisfied	46.05%	35
Neither satisfied nor dissatisfied	15.79%	12
Dissatisfied	0.00%	0
Very dissatisfied	0.00%	0
<b>TOTAL</b>		<b>76</b>

# 2023 Survey of Graduating Students

## Q3 Please rate your satisfaction with NNMC quality of academic advising

Answered: 76 Skipped: 0

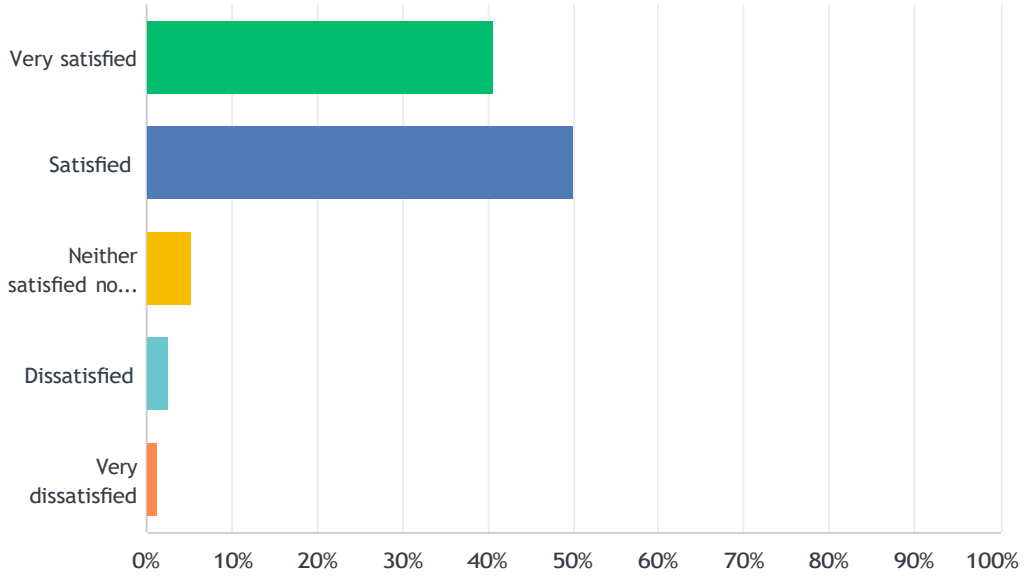


ANSWER CHOICES	RESPONSES	
Very satisfied	51.32%	39
Satisfied	31.58%	24
Neither satisfied nor dissatisfied	7.89%	6
Dissatisfied	5.26%	4
Very dissatisfied	3.95%	3
TOTAL		76

# 2023 Survey of Graduating Students

Q4 Please rate your satisfaction with NNMC quality of intellectual challenge of your program.

Answered: 76 Skipped: 0

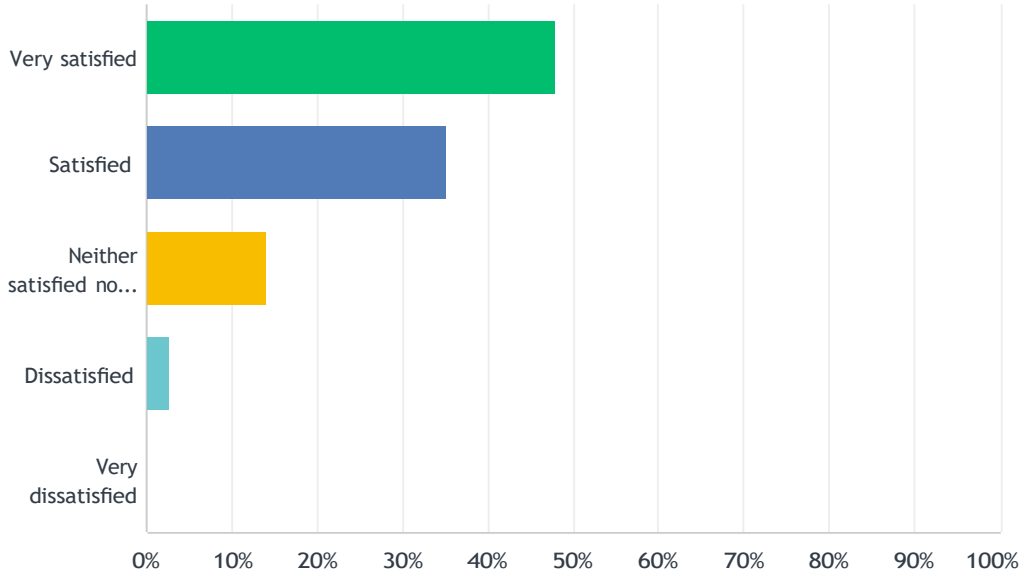


ANSWER CHOICES	RESPONSES	
Very satisfied	40.79%	31
Satisfied	50.00%	38
Neither satisfied nor dissatisfied	5.26%	4
Dissatisfied	2.63%	2
Very dissatisfied	1.32%	1
<b>TOTAL</b>		<b>76</b>

# 2023 Survey of Graduating Students

## Q5 Please rate your satisfaction with adequacy of financial assistance (\$) you received

Answered: 71 Skipped: 5



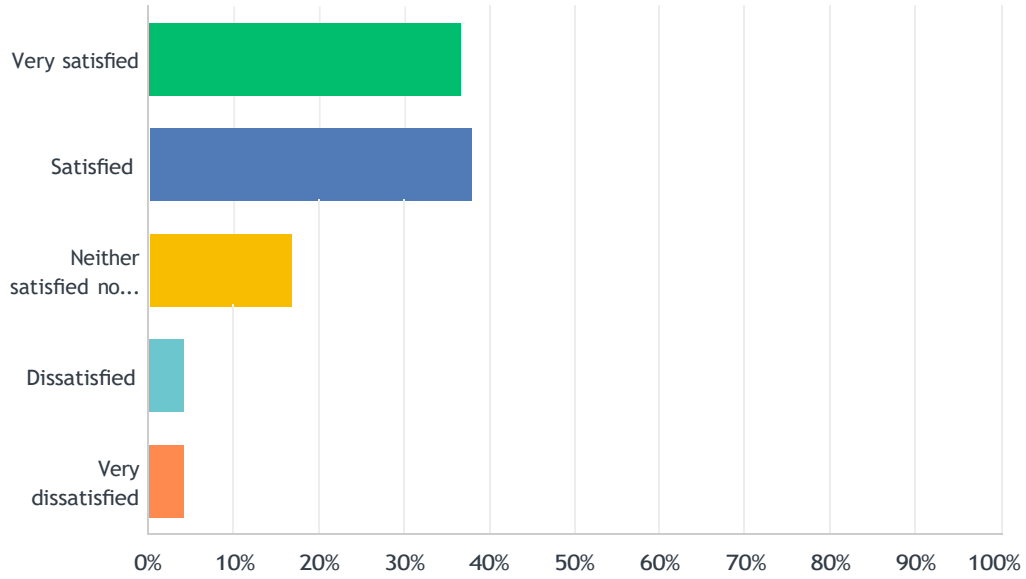
ANSWER CHOICES	RESPONSES	
Very satisfied	47.89%	34
Satisfied	35.21%	25
Neither satisfied nor dissatisfied	14.08%	10
Dissatisfied	2.82%	2
Very dissatisfied	0.00%	0
<b>TOTAL</b>		<b>71</b>



# 2023 Survey of Graduating Students

## Q6 Please rate your satisfaction with the quality of career counseling and advising you received

Answered: 71 Skipped: 5

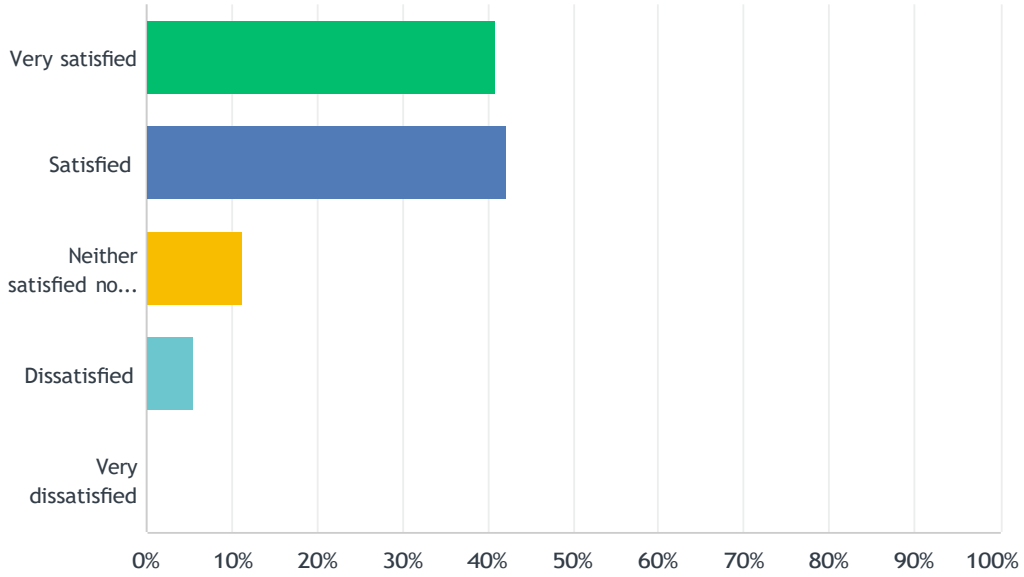


ANSWER CHOICES	RESPONSES	
Very satisfied	36.62%	26
Satisfied	38.03%	27
Neither satisfied nor dissatisfied	16.90%	12
Dissatisfied	4.23%	3
Very dissatisfied	4.23%	3
<b>TOTAL</b>		<b>71</b>

# 2023 Survey of Graduating Students

## Q7 Please rate your satisfaction with the contact with faculty outside of class that you received

Answered: 71 Skipped: 5

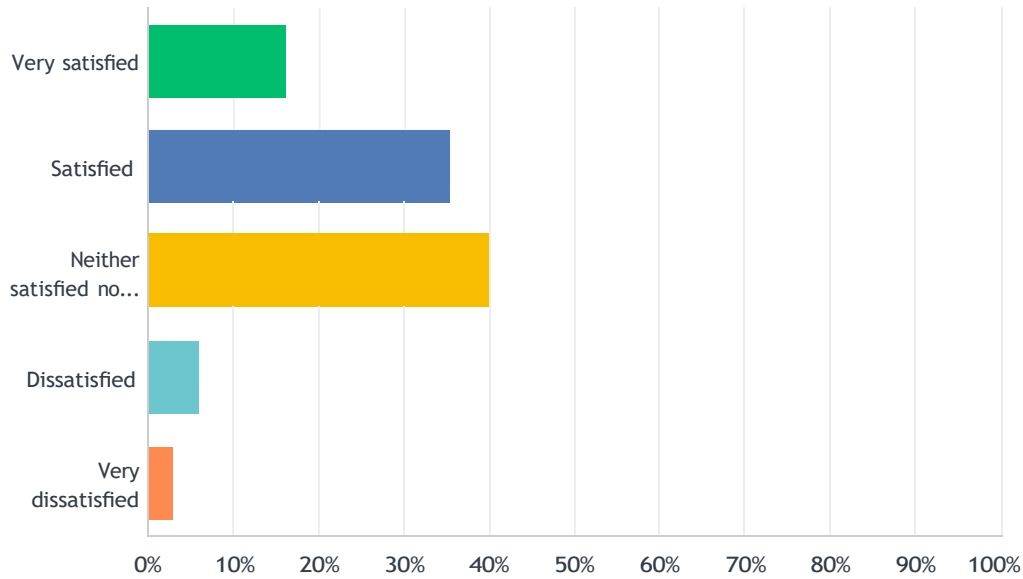


ANSWER CHOICES	RESPONSES	
Very satisfied	40.85%	29
Satisfied	42.25%	30
Neither satisfied nor dissatisfied	11.27%	8
Dissatisfied	5.63%	4
Very dissatisfied	0.00%	0
<b>TOTAL</b>		<b>71</b>

# 2023 Survey of Graduating Students

## Q8 Please rate your satisfaction with the adequacy of laboratories and equipment

Answered: 68 Skipped: 8

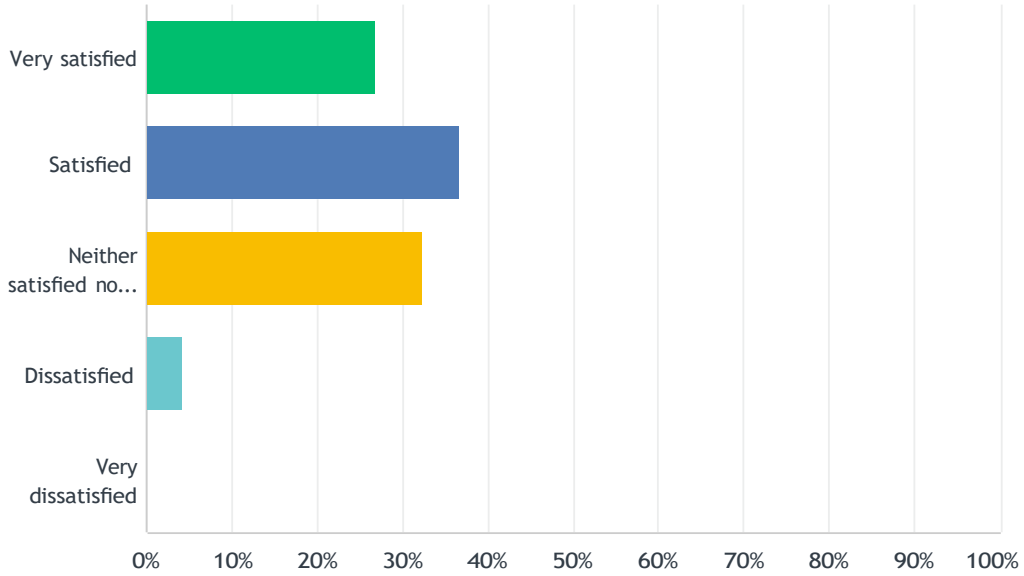


ANSWER CHOICES	RESPONSES	
Very satisfied	16.18%	11
Satisfied	35.29%	24
Neither satisfied nor dissatisfied	39.71%	27
Dissatisfied	5.88%	4
Very dissatisfied	2.94%	2
<b>TOTAL</b>		<b>68</b>

# 2023 Survey of Graduating Students

## Q9 Please rate your satisfaction with the adequacy of the library services

Answered: 71 Skipped: 5

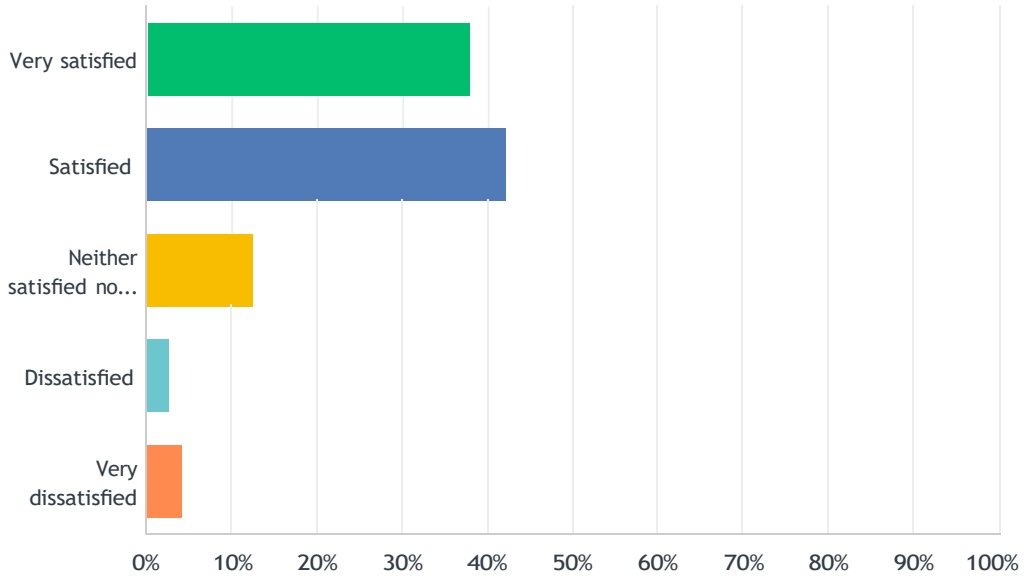


ANSWER CHOICES	RESPONSES	
Very satisfied	26.76%	19
Satisfied	36.62%	26
Neither satisfied nor dissatisfied	32.39%	23
Dissatisfied	4.23%	3
Very dissatisfied	0.00%	0
<b>TOTAL</b>		<b>71</b>

# 2023 Survey of Graduating Students

## Q10 Please rate your satisfaction with the adequacy of our online learning support

Answered: 71 Skipped: 5

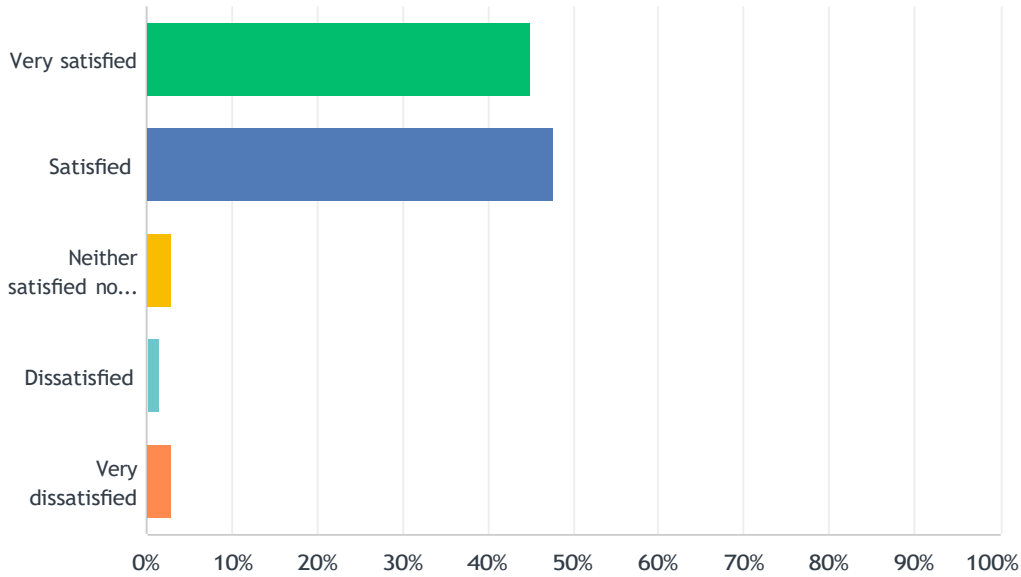


ANSWER CHOICES	RESPONSES	
Very satisfied	38.03%	27
Satisfied	42.25%	30
Neither satisfied nor dissatisfied	12.68%	9
Dissatisfied	2.82%	2
Very dissatisfied	4.23%	3
<b>TOTAL</b>		<b>71</b>

## 2023 Survey of Graduating Students

### Q11 Please rate your satisfaction with Northern regarding the value of your education, relative to cost

Answered: 69 Skipped: 7

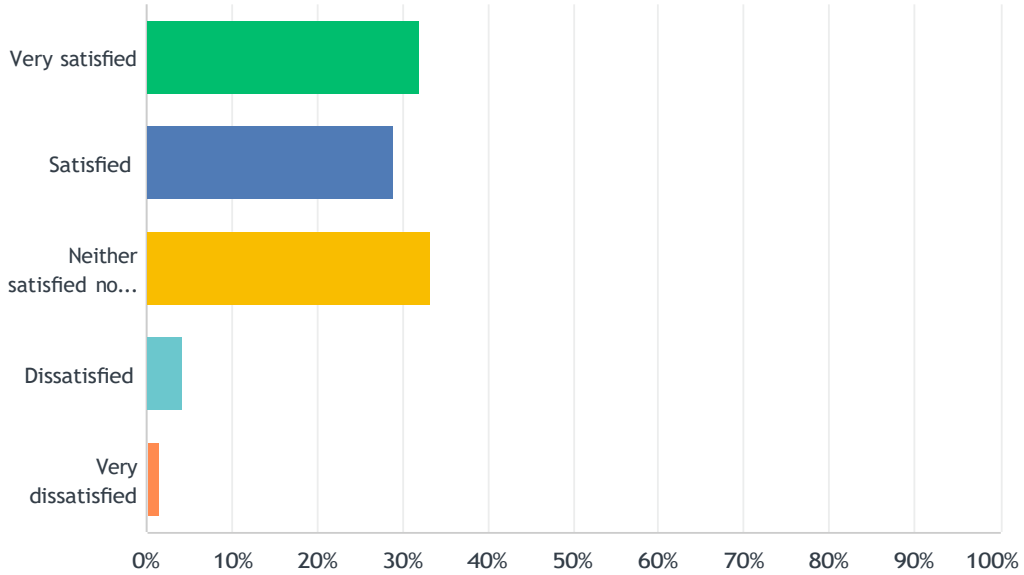


ANSWER CHOICES	RESPONSES	
Very satisfied	44.93%	31
Satisfied	47.83%	33
Neither satisfied nor dissatisfied	2.90%	2
Dissatisfied	1.45%	1
Very dissatisfied	2.90%	2
<b>TOTAL</b>		<b>69</b>

# 2023 Survey of Graduating Students

## Q12 Please rate your satisfaction with Northern regarding your sense of community on campus

Answered: 69 Skipped: 7

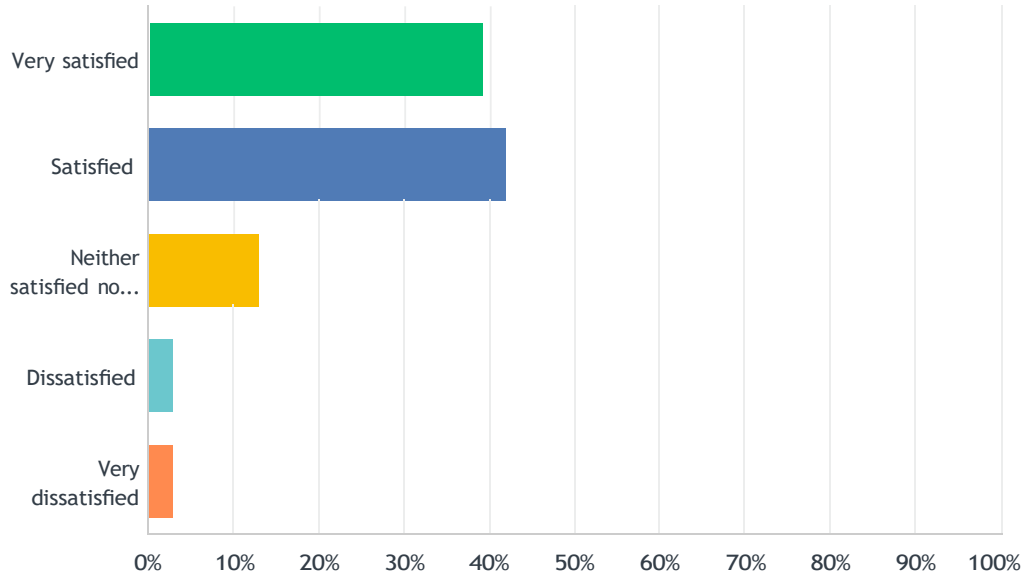


ANSWER CHOICES	RESPONSES	
Very satisfied	31.88%	22
Satisfied	28.99%	20
Neither satisfied nor dissatisfied	33.33%	23
Dissatisfied	4.35%	3
Very dissatisfied	1.45%	1
<b>TOTAL</b>		<b>69</b>

# 2023 Survey of Graduating Students

## Q13 Please rate your satisfaction with Northern regarding your preparation for the workforce or graduate school

Answered: 69 Skipped: 7



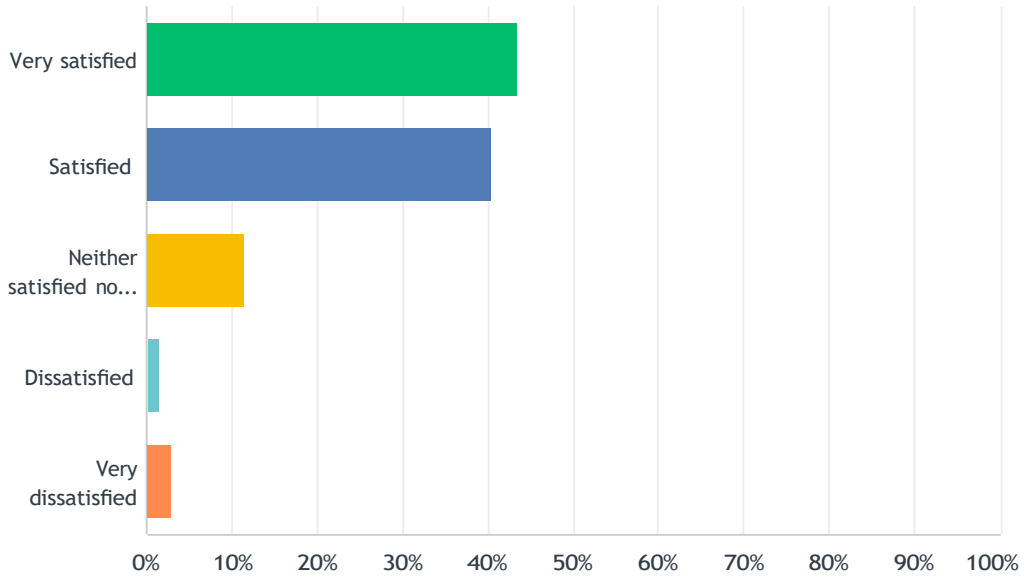
ANSWER CHOICES	RESPONSES	
Very satisfied	39.13%	27
Satisfied	42.03%	29
Neither satisfied nor dissatisfied	13.04%	9
Dissatisfied	2.90%	2
Very dissatisfied	2.90%	2
<b>TOTAL</b>		<b>69</b>



# 2023 Survey of Graduating Students

## Q14 Please rate your satisfaction with Northern regarding your satisfaction with your college experience

Answered: 69 Skipped: 7



ANSWER CHOICES	RESPONSES	
Very satisfied	43.48%	30
Satisfied	40.58%	28
Neither satisfied nor dissatisfied	11.59%	8
Dissatisfied	1.45%	1
Very dissatisfied	2.90%	2
<b>TOTAL</b>		<b>69</b>

## 2023 Survey of Graduating Students

### Q15 What award(s) are you receiving?

Answered: 55 Skipped: 21

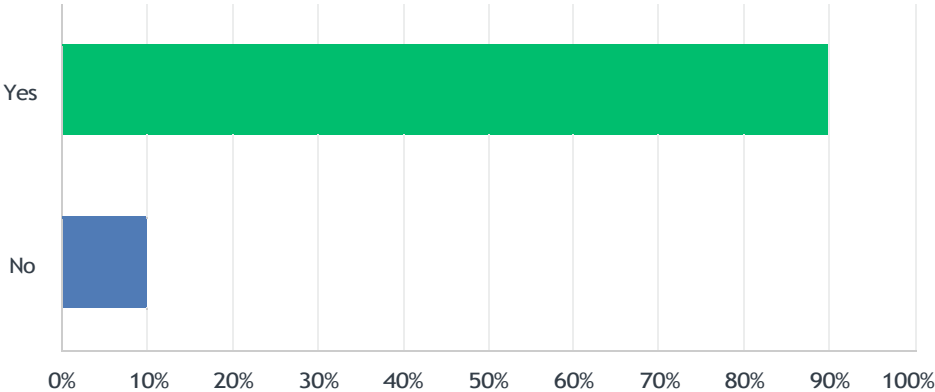
ANSWER CHOICES	RESPONSES	
Award (certificate, associate, bachelors)	100.00%	55
Major	83.64%	46

#### Majors by Degree

Major	Associate	Bachelors	Certificate (including Alternative Licensure Program)	Unspecified	Grand Total
Accounting	1				1
Arts	1				1
Barbering			1		1
Biology	1	1			2
Business Administration		3			3
Criminal Justice		1			1
Early Childhood Education		3		1	4
Elementary Education	1	4	4		9
Film and Digital Media Arts	1				1
General Psychology	1				1
Information Engineering Technology	2	2			4
Liberal Arts	1				1
Literary Editing and Publishing			1		1
Management		1			1
Nursing	2	1			3
Project Management		3	3		6
Psychology		5		1	6
Radiation Protection	3				3
Software Engineering & Information Engineering Technology	1				1
Special Education			1		1
Unspecified	2		4		6
Grand Total	17	24	14	2	57

# Q16 If you had to do it over again, would you attend Northern?

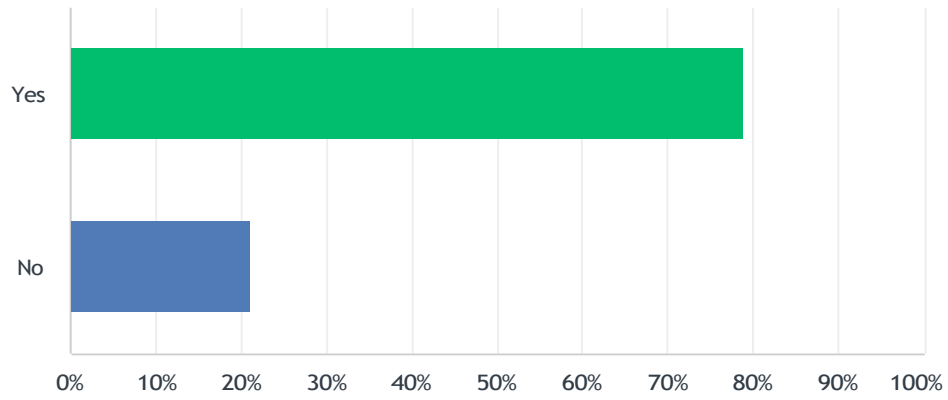
Answered: 57 Skipped: 19



ANSWER CHOICES	RESPONSES	
Yes	89.47%	51
No	10.53%	6
TOTAL		57

# Q17 If you had to do it over again, would you choose the same major?

Answered: 57 Skipped: 19



ANSWER CHOICES	RESPONSES	
Yes	78.95%	45
No	21.05%	12
TOTAL		57

## Q18 What's next? Please specify:

Answered: 44 Skipped: 32

ANSWER CHOICES	RESPONSES	
Graduate school (where)	47.73%	21
Seek job (where)	40.91%	18
Already have job in my field (where)	54.55%	24
Teacher K-12 (where)	38.64%	17
Seek job in another field (where)	9.09%	4
Military (branch)	6.82%	3

## 2023 Survey of Graduating Students

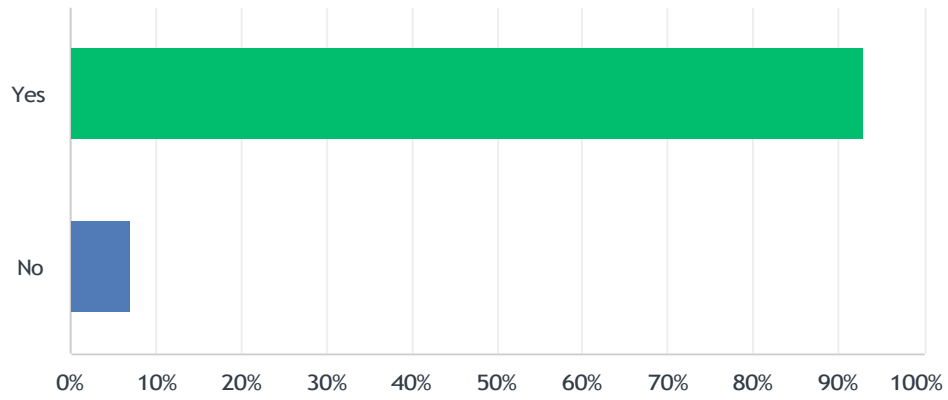
### What's next? Please specify:

Graduate school (where)	Count	Seek job (where)	Count	Already have job in my field (where)	Count
Northern New Mexico College	5	Los Alamos National Laboratory	2	Los Alamos National Laboratory	8
University of New Mexico	4	Albuquerque	1	Espanola Public Schools	2
Bachelors	2	Chama Schools	1	Chama Schools	1
Northern New Mexico for a BA	2	Employed	1	Chimayo elementary	1
Highlands University maybe	1	Espanola	1	Job with Espanola schools	1
Louisiana State University	1	Espanola or Santa Fe	1	LANL HPC Consultant	1
NMSU	1	Espanola Public Schools	1	Las Clinicas del Norte	1
Southwestern College & New Earth Institute	1	Google	1	Las Cumbres Community Services-Conjunto Preschool	1
Walden University	1	Holloman Air Force Base	1	Los Alamos County	1
Grand Total	<b>18</b>	Home Depot	1	Los Alamos High School	1
		IT position at Santa Clara Pueblo	1	Nursing	1
		Los Alamos County	1	Santa Clara Behavioral Health	1
		McCurdy Charter School	1	Santa Fe Recovery Center (3years)	1
		Santa Fe Recovery Center	1	TISA	1
		<b>Grand Total</b>	<b>15</b>	<b>Grand Total</b>	<b>22</b>

Teacher K-12 (where)	Count	Seek job in another field (where)	Count
Kindergarten teacher	2	Criminal Justice	1
4th	1	Espanola	1
Alcalde elementary	1	Grand Total	2
Chimayo elementary	1		
Conjunto Preschool	1	<b>Military (branch)</b>	<b>Count</b>
Either K-3 or 6th grade	1	(blank)	
Gallina Elementary	1	Grand Total	0
LAPS	1		
Los Alamos High School	1		
McCurdy Charter School	1		
Pojoaque valley high school	1		
Tony E. Quintana Elementary	1		
Winfield Middle School-Winfield,KS	1		
<b>Grand Total</b>	<b>14</b>		

# Q19 Will you be staying in New Mexico after graduation?

Answered: 56 Skipped: 20



ANSWER CHOICES	RESPONSES	
Yes	92.86%	52
No	7.14%	4
TOTAL		56

Q20 Please comment on any aspect of your collegiate experience that you felt was a particular strength or a particular weakness in the areas of curriculum, instruction, academic support, or your overall college experience.

Answered: 23

Summarized Comments	Percentage
Staff/faculty are helpful	47%
Technical issues	10%
Lack of support from staff/faculty	10%
Great learning experience	7%
Useful online courses	7%
Great events	3%
Needed more in-person classes	3%
Great communication	3%
Issues with course design	3%
Lack of proper communication	3%
Lack of student engagement	3%



Q21 If you were able to make one significant change in the programs, services, or environment for students at this institution, what would it be?

Answered: 25

Summarized Comments	Percentage
Staff/faculty are helpful	47%
Technical issues	10%
Lack of support from staff/faculty	10%
Great learning experience	7%
Useful online courses	7%
Great events	3%
Needed more in-person classes	3%
Great communication	3%
Issues with course design	3%
Lack of proper communication	3%
Lack of student engagement	3%