

**GRADUATION
SUMMARY
2023**



June 29, 2023

Northern NM College
Institutional Research



NNMC Graduates

Summary

This is the 3rd NNMC Graduation Summary Report. The intent is to provide graduation data for our internal as well as external stakeholders. The data used for this report is taken from our Banner Database. Data is presented as an annual aggregate total based on Summer, Fall, and Spring semesters in an academic year. For this report that is Summer 2022, Fall 2022, and Spring 2023.

The Graduation Summary is processed and published during the summer semester. Therefore, summer graduation rates will be pending for the most recent year.

Table of Contents:

Table 1: Degrees Conferred by Academic Unit (Department)

Table 2: Degrees Conferred by Degree Type

Table 3: Academic Unit and Gender (2022-23)

Table 4: Gender and Degree Type

Table 5: Degrees Awarded by Major


Table 6: Licensure and Certificate by Gender

Table 7: Degree Type by College

Table 8: Average Age of Graduates

Table 9: Degree Type by College

Northern New Mexico College divides its academic and technical programs into three colleges under the Office of Academic Affairs. The nine academic departments are listed on the left and are divided among these three colleges. Academic programs within each department are listed below.



School of Liberal Arts, Business & Education

ARTS & HUMAN SCIENCES

- Film & Digital Media Arts
- Criminal Justice
- General Psychology
- Substance Abuse Counseling
- BA Integrated Studies

BUSINESS ADMINISTRATION

- Accounting
- Barbering/Cosmetology
- Management
- Project Management
- Microsoft Office
- Office Administration
- Bookkeeping
- Hospitality, Tourism, Restaurant Mgmt

LANGUAGE & LETTERS

- Liberal Arts
- Literary Editing & Publishing

TEACHER EDUCATION

- Early Childhood Education
- Elementary Education
- Alternative Licensure

School of Science, Technology, Engineering, Math & Health Sciences

BIOLOGY, CHEMISTRY & ENVIRONMENTAL SCIENCE

- Biology
- Chemistry
- Environmental Science
- Radiation Protection

ENGINEERING & TECHNOLOGY

- Electromechanical Engineering Tech
- Information Engineering Technology
- Software Engineering
- Pre-Engineering

MATHEMATICS & PHYSICAL SCIENCE

- Mathematics

NURSING & HEALTH SCIENCES

- Allied Health
- Certified Nurse Aide
- Associate in Nursing
- RN to BS

NNMC Branch Community College

TECHNICAL TRADES

- Electrical Technology
- Plumbing Technology
- Plumbing Apprenticeship

Northern awarded 215 certificates and degrees for 2022-23. The main commencement ceremony was held on Saturday, May 13, 2023.

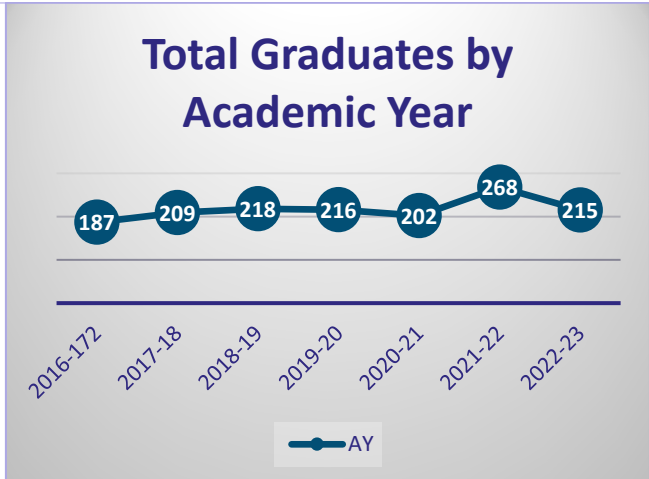
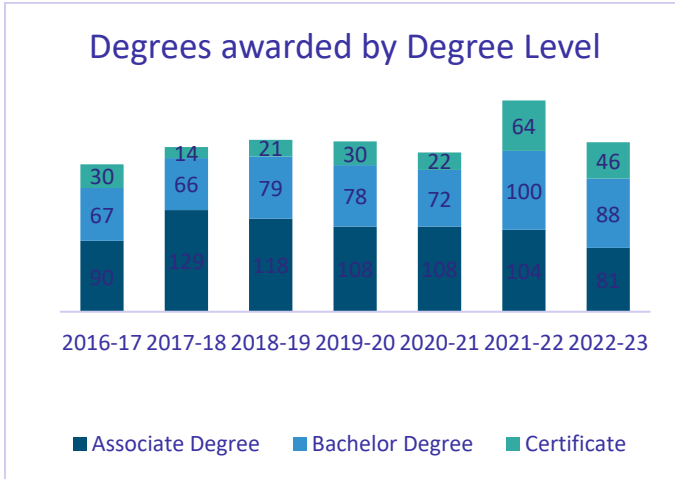
Table 1: Degrees Conferred by Academic Unit (Department)

	2016-17	2017-18	2018-19	2019-20	2020-21	2021-22	2022-23
Arts and Humanities	28	29	39	38	36	26	31
Biology, Chemistry & Environmental Science	31	29	28	28	22	33	27
Business Administration	55	56	49	37	55	117	59
Engineering & Technology	14	27	19	20	19	20	17
Language and Letters	4	2	6	9	4	6	8
Mathematics & Physics	2	3	3	3	0	1	0
Nursing and Health Sciences	31	44	46	35	20	31	20
Teacher Education	14	14	28	46	46	31	50
Technical Trades	8	5				3	3
Grand Total	187	209	218	216	202	268	215

Table 1 shows the number of degrees conferred by academic unit from 2016-17 to 2022-23. The college offers 13 Certificates, 24 Associate Degrees, and 10 Bachelor’s Degrees (Source: 2023 HLC Annual Institutional Data Update), with awards granted in the Fall, Spring, and Summer terms.

Table 2: Degrees Conferred by Degree Type

Degree Type	2016-17	2017-18	2018-19	2019-20	2020-21	2021-22	2022-23
Alternative Licensure	3	5	6	18	10	8	20
Associate of Applied Science	28	47	43	39	33	41	33
Associate of Arts	47	52	56	61	57	48	33
Associate of Engineering	5	17	9	5	13	9	10
Associate of Science	10	13	10	3	5	6	5
Bachelor of Arts	5	3	8	13	20	16	22
Bachelor of Arts in Integrated Studies	9	17	14	15	17	14	18
Bachelor of Business Administration	25	19	33	17	22	39	27
Bachelor of Engineering	8	10	10	15	6	11	7
Bachelor of Science	20	17	14	18	7	20	14
Certificate	27	9	15	12	12	56	26
Grand Total	187	209	218	216	202	268	215



Number of Students Graduated by

Northern’s overall men-to-women distribution has always been around 40% and 60%, respectively. With regard to graduates that distribution is at about 28% men and 72% women. The Engineering and Technology Department was the exception until this year when it graduated more women than men. The Technical Trades program graduated exclusively men.

Table 3: Academic Unit and Gender (2022-23)

Academic Unit (Department)	Women	Men	Grand Total
Arts and Humanities	24	9	31
Biology, Chemistry & Environmental Science	12	6	27
Business Administration	38	21	59
Engineering & Technology	9	8	17
Language and Letters	4	2	8
Mathematics & Physics	0	0	0
Nursing and Health Sciences	26	3	20
Teacher Education	42	8	50
Technical Trades	0	3	3
Grand Total	155	60	215

Table 4: Gender and Degree Type (2022-23)

Gender	Associate Degree	Bachelor Degree	Certificate	Grand Total
Women	56	71	28	155
Men	25	17	18	60
Grand Total	81	88	46	215

The table below displays the number of degree levels conferred by a program of study and department. It is important to note that all of our Bachelor's Degrees are "stackable". That is, you can receive an associate degree within the bachelor's degree program along the way. This is one of many strategies to ensure that students are successful and that the curriculum is as efficient as possible.

Table 5: Degrees Awarded by Major (2022-23)

	Associate Degree	Bachelor Degree	Certificate	Grand Total
Arts and Humanities	13	18		31
Art	1			1
Criminal Justice	2	4		6
Film and Digital Media Arts	3			3
General Psychology	5			5
Humanities		1		1
Psychology		12		12
Self-Design		1		1
Substance Abuse Counselor	2			2
Biology, Chemistry, and Environmental Science	18	9		27
Biology	3	5		8
Chemistry	2			2
Environmental Science		4		4
Nuclear Operations Technology	3			3
Radiation Protection	10			10
Business Administration	9	27	23	59
Barbering			2	2
Bookkeeper			1	1
Business Administration	6			6
Cosmetology	1		2	3
Management		13		13
Microsoft Office Suite			2	2
Office Administration	2			2
Project Management		14	16	30

	Associate Degree	Bachelor Degree	Certificate	Grand Total
Engineering & Technology	10	7		17
Information Engineering Tech	7	7		14
Pre-Engineering	2			2
Software Engineering	1			1
Language and Letters	6		2	8
Liberal Arts	6			6
Literary Editing / Publishing			2	2
Nursing and Health Sciences	15	5		20
Allied Health	4			4
RN to BSN		5		5
Nursing (ADN)	11			11
Teacher Education	8	22	20	50
Alt Secondary (7-12)			5	5
ALT Special Education			6	6
ALT-Elementary(K-8)			9	9
Early Childhood Education	5	11		16
Elementary Education	3	11		14
Technical Trades*	2		1	3
Electrical Technology	2		1	3
Grand Total	81	88	46	215

Table 6 provides a breakdown of our most recent certificate program completers. Certificate programs are important because they offer an opportunity to advance skills and careers without spending the time and money to obtain a degree. Northern works very closely with state and local stakeholders to ensure and develop programs that serve the needs of both our students and their employers. Advisory groups are selected and developed to inform departments on a regular basis.

Table 6: Licensure and Certificate by Gender (2022-23)

	F	M	Grand Total
ALT Secondary (7-12)	2	3	5
ALT Special Education	5	1	6
ALT Elementary(K-8)	7	2	9
Barbering		2	2
Bookkeeping		1	1
Cosmetology	2		2
Electrical Technology		1	1
Microsoft Office Suite	2		2
Project Management	8	8	16
Literary Editing / Publishing	2		2
Grand Total	28	8	46



Northern New Mexico College has a diverse group of students, with graduates from the 2022-23 academic year averaging 33.3 years old for Bachelor's degrees. Certificate and Associate Degree graduates had an average age of 38.6 and 30.2, respectively. The college welcomes students of all ages, and even offers the Alternative Licensure (ALT) program for individuals who have already obtained a degree from a regionally accredited college or university.

Table 7: Average Age of Graduates by Major and Degree Level (2022-23)

	Associate Degree	Bachelor Degree	Certificate	Grand Total
Allied Health	33.0			33.0
ALT Elementary(K-8)			39.9	39.9
ALT Secondary (7-12)			45.6	45.6
ALT Special Education			43.8	43.8
Art	23.0			23.0
Barbering			26.5	26.5
Biology	23.0	28.2		26.3
Bookkeeper			20.0	20.0
Business Administration	32.8			32.8
Chemistry	38.0			38.0
Cosmetology	28.0		33.5	31.7
Criminal Justice	38.5	37.8		38.0
Early Childhood Education	40.0	42.9		42.0
Electrical Technology	22.0		21.0	21.7
Elementary Education	45.0	33.3		35.8
Environmental Science		34.3		34.3
Film and Digital Media Arts	26.7			26.7
General Psychology	25.6			25.6
Humanities		20.0		20.0
Information Engineering Tech	31.1	25.1		28.1
Liberal Arts	20.3			20.3
Literary Editing / Publishing			40.5	40.5
Management		29.7		29.7
Microsoft Office Suite			30.5	30.5
Nuclear Operations Technology	33.0			33.0
RN to BSN		32.0		32.0
Nursing (ADN)	30.1			30.1
Office Administration	24.0			24.0
Pre-Engineering	21.5			21.5
Project Management		35.0	38.9	37.1
Psychology		33.9		33.9
Radiation Protection	29.9			29.9
Self-Design		26.0		26.0

	Associate Degree	Bachelor Degree	Certificate	Grand Total
Software Engineering	35.0			35.0
Substance Abuse Counselor	29.5			29.5
Grand Total	30.2	33.3	38.6	33.3

Table 9: Degrees Conferred by Academic College (2022-23)

	Associate Degree	Bachelor Degree	Certificate	Grand Total
LIBERAL ARTS, BUSINESS & EDUCATION	36	67	45	148
SCIENCE, TECHNOLOGY, ENGINEERING, MATH & HEALTH SCIENCES	43	21		64
TECHNICAL TRADES	2		1	3
Grand Total	81	88	46	215

Conclusion

Northern wishes to express gratitude for the unwavering dedication of the faculty and staff toward ensuring the success and program completion of NNMC students. Additionally, the college recognizes and commends the graduates for their commitment and perseverance in obtaining their well-deserved awards.

